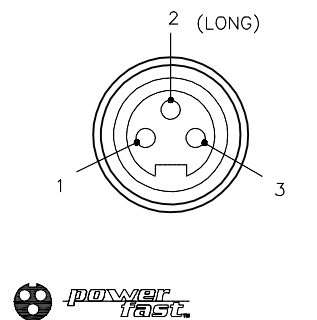
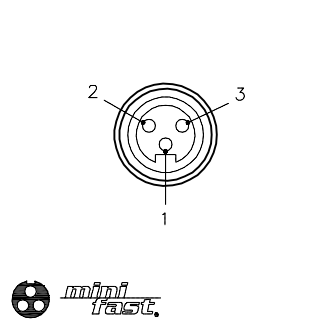
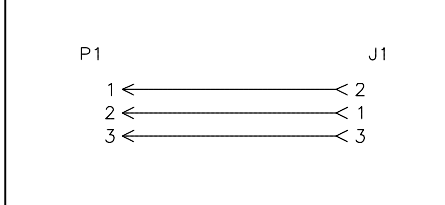
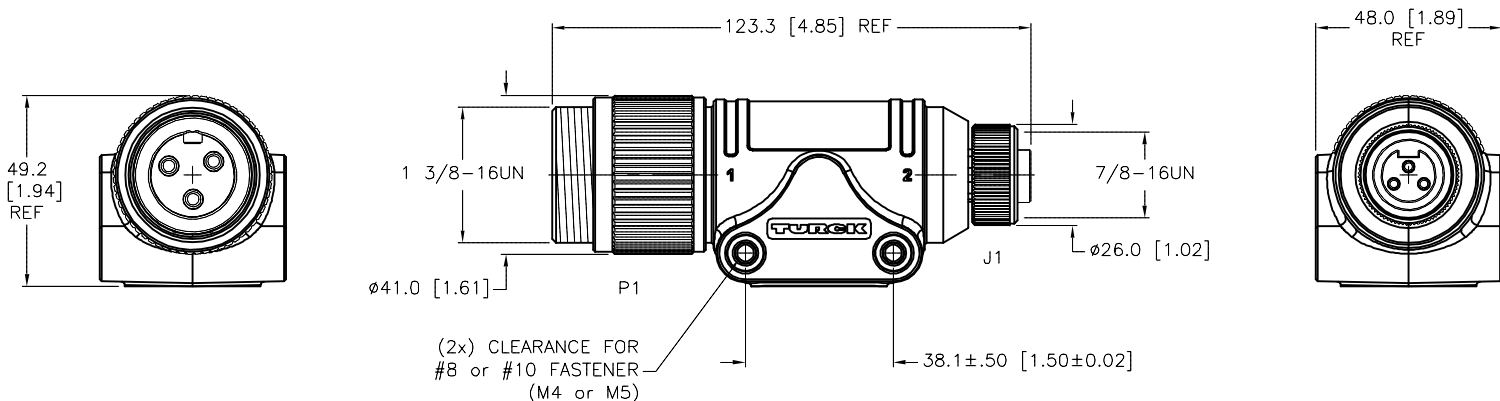


MALE END VIEW (P1)	FEMALE END VIEW (J1)	WIRING DIAGRAM	SPECIFICATIONS	
			CONTACT CARRIER MATERIAL	PVC
			MOLDED HEAD MATERIAL/COLOR	PVC/RED
			CONTACT MATERIAL/PLATING	BRASS or COPPER/GOLD
			COUPLING NUT MATERIAL/PLATING	BRASS/NICKEL
			RATED CURRENT [A]	21 A
			RATED VOLTAGE [V]	600 V
			TEMPERATURE RANGE	-40°C to +90°C (-40°F to +194°F)
			APPROVALS AND CERTIFICATIONS	



NOTES:

1. "/S1055" DESIGNATES RED MOLD MATERIAL



CAUTION:
RISK OF ELECTRICAL SHOCK
DO NOT DISCONNECT UNDER LOAD

SOURCE DRAWING - FOR REFERENCE ONLY

<div>NOTES:</div> <div>1. "/S1055" DESIGNATES RED MOLD MATERIAL</div> <div><div><div><div>!</div></div><div>CAUTION:</div></div><div>RISK OF ELECTRICAL SHOCK</div><div>DO NOT DISCONNECT UNDER LOAD</div></div>					RELATED DOCUMENTS		3RD ANGLE PROJECTION		<div>THIS DRAWING IS CONFIDENTIAL AND THE PROPERTY OF TURCK INC. USE OF THIS DOCUMENT WITHOUT WRITTEN PERMISSION IS PROHIBITED.</div> <div><div>TURCK</div><div>3000 CAMPUS DRIVE MINNEAPOLIS, MN 55441 1-800-544-7769 (763) 553-7300 (763) 553-0708 fax www.turck.us</div></div>		
					1. 2. 3. 4.						
MATERIAL		ALL DIMENSIONS DISPLAYED ON THIS DRAWING ARE FOR REFERENCE ONLY		DRFT CK		DATE 10/12/11		DESCRIPTION GSDM RKM 34-0/S1055			
SEE SPECIFICATIONS				APVD J.B.		SCALE 1=2.0					
FINISH		CONTACT TURCK FOR MORE INFORMATION		UNIT OF MEASUREMENT				IDENTIFICATION NO. U2-19356		REV E	
SEE SPECIFICATIONS				MILLIMETER [INCH]							
				DO NOT SCALE THIS DRAWING							

E	UPDATE RATED CURRENT	NF	04/24/19	69359
REV	DESCRIPTION	BY	DATE	ECO NO.

FILE: U2-19356		SHEET 1 OF 1	
----------------	--	--------------	--